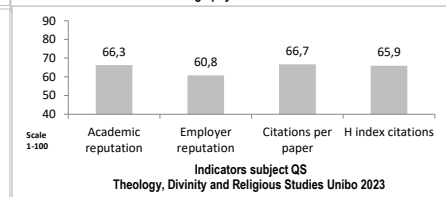

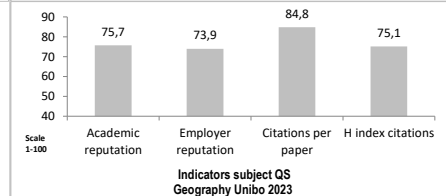
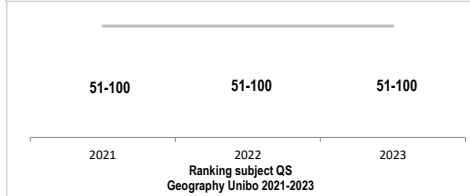
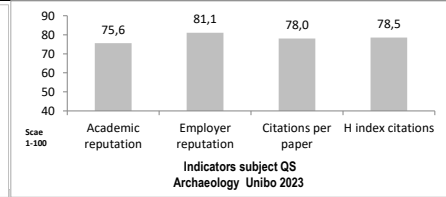
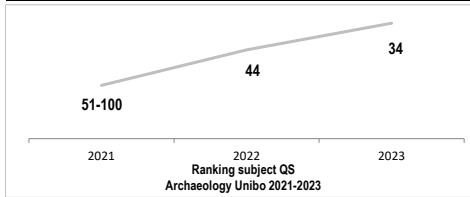


DISCI in QS Ranking By Subject 2023					
Year	QS subjects	Unibo	Unibo in Italy	Best in Italy	Best in Europe
2023	Archaeology	34 (top 240)	2	11 Sapienza di Roma	Cambridge, UK
2023	Geography	51-100 (top 210)	1	51-100 UNIBO	Oxford, UK
2023	Theology, Divinity and Religious Studies	51-100 (top 140)	1=	51-100 = UNIBO Sapienza di Roma, UniTO, Cattolica Milano	Oxford, UK
2023	History	51-100 (top 210)	2=	49 Sapienza di Roma	Oxford, UK
2023	Anthropology	51-100 (top 150)	1=	51-100 UNIBO = Sapienza di Roma	Oxford, UK
2023	Classics and Ancient History	25 (top 90)	4	1 Sapienza di Roma	Sapienza di Roma
2023	Linguistics	101-150 (top 320)	1	101-150 UNIBO	Cambridge



In the subject QS **Archaeology**, Unibo ranks 34th, second in Italy. In the subjects **Geography** and **Theology, Divinity and Religious Studies** Unibo ranks best in Italy, and 51-100 in the world.

Estimate of the contribution of the DISCI Department to the standing of the university in the QS subject

	DISCI	DBC	FICLIT	Other departments
<b>Archaeology</b>	Prevalent 80%	20%	0%	0%
NNumber of researcher in the Scientific Disciplinary Sector ( L-ANT/01,04,05,06,07,08,09,10, L-OR/01,02,03,05,11,16,18,20)				
	31			
<b>Theology, Divinity and Religious Studies</b>	Prevalent 55%	45%	0%	0%
Number of researcher in the Scientific Disciplinary Sector (M-STO/06,07)				
	6			
<b>Geography</b>	Prevalent 52%	6%	0%	42%
Number of researcher in the Scientific Disciplinary Sector (M-GGR/01,02)				
	9			
<b>Anthropology</b>	Significant 44%	14%	0%	42%
Number of researcher in the Scientific Disciplinary Sector (M-DEA/01, M-GGR/02, M-STO/06,07)				
	16			
<b>History</b>	Significant 40%	14%	5%	41%
Number of researcher in the Scientific Disciplinary Sector (L-ANT/01,02,03,04,05,06,09, L-ART/02, L-FIL-LET/01, L-OR/01,02,03,05,08,10,13,16,17,18, M-GGR/02, M-STO/01,02,03,04,06,07, SECS-P/12, SPS/02,13)				
	77			
<b>Classics and Ancient History</b>	Significant 22%	16%	62%	0%
Number of researcher in the Scientific Disciplinary Sector (L-ANT/02,03,06)				
	15			
<b>Linguistics</b>	Minor 4%	1%	34%	61%
Number of researcher in the Scientific Disciplinary Sector (L-FIL-LET/01, L-OR/08,11,12,13,22)				
	6			

**PROCEDURE ADOPTED BY THE EXECUTIVE COMMITTEE FOR QUALITY ASSURANCE TO ESTIMATE THE CONTRIBUTION OF EACH DEPARTEMENT**

- Analysis of the population of each department (31 December 2022) and of the SSDs of each researcher (professors and researchers on permanent and fixed-term contracts);
- identification by the Executive Committee for quality assurance of the SSDs that characterise each subject (on a scale from 0 to 10);
- identification of each department's level of contribution to each subject according to this scheme:

**PREVALENT** accounts for at least 50% of the scores related to the university's research staff belonging to the SSDs associated with the subject;  
**SIGNIFICANT BUT NOT PREVALENT** accounts for at least 50% of the scores related to the university's research staff belonging to the SSDs associated with the subject;  
**MINOR BUT PERTINENT** accounts for less than 20% of the scores related to the university's research staff belonging to the SSDs associated with the subject.  
 No mention is given to subjects unrelated to at least 4 research staff. And, the subjects in which the university has not been.